

SATURDAY, September 19, 2015 Fall Meeting: Jiří Papoušek is an avid rock gardener whose garden is situated near Prague, the capital of the Czech Republic. There, he has crevice rock gardens, various planted troughs, woodland areas with peat blocks and an alpine tunnel with a tufa wall. He has 30 years of experience growing and exhibiting alpinists at Prague Rock Gardens shows and was a member of the International Czech Rock Garden Conference committee in 2008 and 2013. His main interests are cushion plants, small daphnes, and dwarf conifers, plus also designing crevice rock gardens, troughs, gardens with peat blocks and working in his tunnel with the tufa wall. His two talks will cover two of his special interests most relevant to gardening in southern Michigan; crevice gardens and growing daphnes.

PLANT SALE PREPARATIONS for Oct. 3rd 2015: If you are a newcomer to our group, you will be surprised at the diversity, number of rarities, and size of our two yearly plant sales. They are one of the best things about being a chapter member, and offer the opportunity to get wonderful and unusual plants at very reasonable prices. Also, the sale is very important to the chapter, as it raises the funds for our excellent speaker program. But because of the size of the sale, we do need to have people try to follow certain rules to make the sale run smoothly and quickly.

The first thing is to start now thinking about what you will propagate and get ready for the sale. Then:

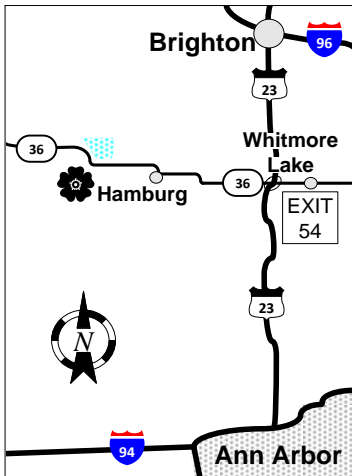
At home:

- 1). Please try to pot or repot plants at least ten days before the sale. Otherwise, the plants may look ragged.
- 2). Please select appropriate plants for the sale. Interesting and unusual alpinists, woodland plants, and small woody plants are ideal. No large, common woody plants, annuals, common perennials, and tropicals, please.
- 3). Before you bring the plants, label each pot, with the name of the plant [scientific name, if known, and cultivar or variety, if known]. On the back of the label put your name and the year. This allows people both at the sale or later to ask you about the plant. It also helps us when setting up the sale to talk to you if, for example, you have missed putting a price on the plant.
- 4). We ask people to price their own plants, and you can price your plants at home, if you like, but please use a separate price label. The price labels are pulled out of the pots by the cashier to expedite adding up the total.

At the sale:

- 1) If you have not priced your plants at home, please use the chapter price labels provided to price each pot. Prices range from \$2 to \$6, but mostly are within the \$2 to \$4 range. Set your plants as close together as possible on the selling tables. You should try to get your plants to the sale a half-hour or so before the sale starts to get them set up and priced, if necessary. The officers will be glad to advise on appropriate pricing.
- 2) Please tell the people running the auction how many plants you brought. For every 10 plants you bring, you earn one Red Label. Each Red Label entitles you to one "First Pick." This means that those who did not bring plants must stand back and wait for those with Red Labels to make their First Picks. The time for First Pickers to make their choices is limited to 3-5 minutes depending upon the number of First Pick labels given out. Keep in mind that you still have to pay for the plants.
- 3) Please let us know if you think you might have brought a plant or plants that you think might be of "Auction Quality." These are normally a) exceptionally rare and desirable plants not available commercially, b) plants available only at a very high cost, or c) large, well-grown specimens of highly desirable plants. We try our best to keep the auctions highly selective, and if you have plants selected by the people running the auction to be auctioned, you will get an additional Red Label for each plant.

PROGRAMS in the Library: Jiří Papoušek



Saturday 19 September 2015 10:00 AM - ca. 2:00 PM

10:30 AM *Building Crevices & other Czech Gardens*

1:00 PM *Small Daphnes & their Cultivation*

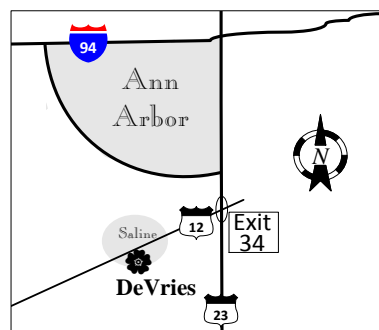
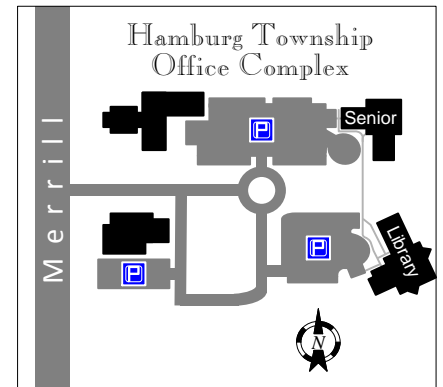
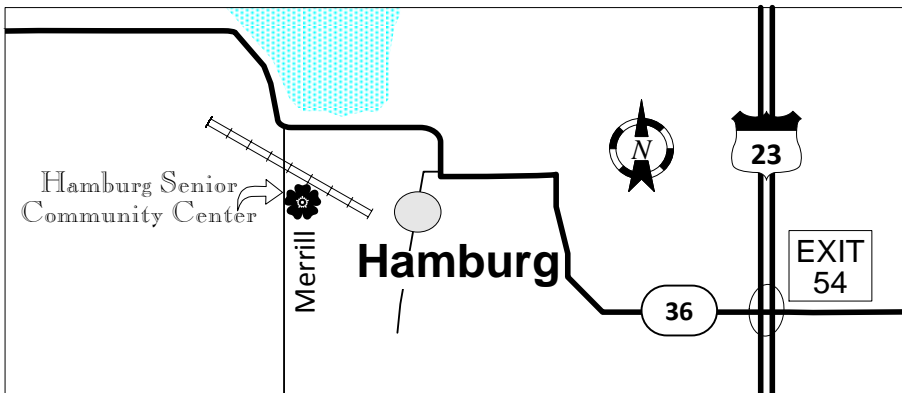
CATERED LUNCH: 12:00 NOON in the Senior Center

Hamburg Senior Community Center

10407 Merrill Road, Hamburg, MI (810) 231-4266 (810) 231-1000, Ext. 22

Jiri is a guest speaker from the Czech Republic. He visits European mountains regularly every year, his favorite place is area of Lago di Garda in the Northern Italy. He is enthusiastic grower of cushion plants, dwarf conifers and especially Daphnes. Around his house you can find several crevice rock garden constructions, peat blocks and an alpine tunnel with a tufa wall.

The Senior Center is west of the middle of Hamburg. From US-23 take M-36 (Exit 54) West. Go about 4.3 miles. Merrill Rd. is on your left, just after a small lake on your right. The Senior Center is part of the Hamburg Township complex on the left side of Merrill Road past the railroad tracks, 0.2-0.3 miles S of M-36. The driveway through the Complex ends at a circle. To the right is the Library and the Senior Center is the building on the left.

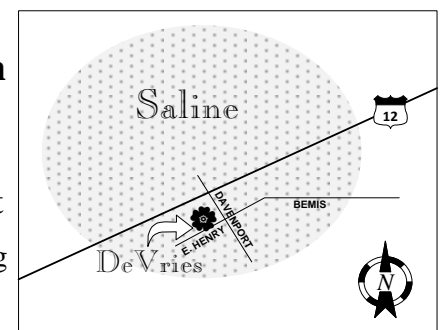


PLANT SALE

3 October 2015 11:30 am-3:00 pm

Rimmer & Susann DeVries
215 E. Henry, Saline MI 48176
(734) 944-4702 rdevries@comcast.net

From US23: Take Exit 34 onto US12 heading W about 4¼ miles toward Saline. In Saline turn Left (S) onto Davenport going one block turning Right (W) onto E. Henry. The DeVries is the second house on the right.



Rimmer says it's already been 8 years since they have had us out to see the garden! As with gardens everywhere changes have been ongoing, and for those who attended our last trip to Saline, you will be amazed at all of the creative accomplishments that they have made. This garden is not to be missed; in fact attendance is mandatory for anyone who has ever thought that his or her property was too small in which to produce such an inspiring space.